

# MIA 1585 Reimagined Survey Results

The common Montevideo property at 1585 Monteval Lane hasn't had a major renovation since it was built in the late 1960's. Repairs and maintenance have been done, but the buildings and lands are showing their age. A group of passionate individuals from the Montevideo neighborhood are developing a plan and proposal for modernizing and improving the property.

The goal of this survey was to gather feedback from the community that will guide future decisions about the property. We wanted to know how you use the property today and how you would like to use it in the years to come.

This survey was made available online and in paper form from November 16 to December 23, 2013.

## General Data

1. **Street Name**
2. **House Number**
3. **Family Name**
4. **Email**

Specific information about who responded to the survey has been removed. For each street in our neighborhood this table lists the number of homes and the number of responses.

5. **Do you own the home at the address listed above?**

181 of 183 respondents, **98.9%**, were homeowners.

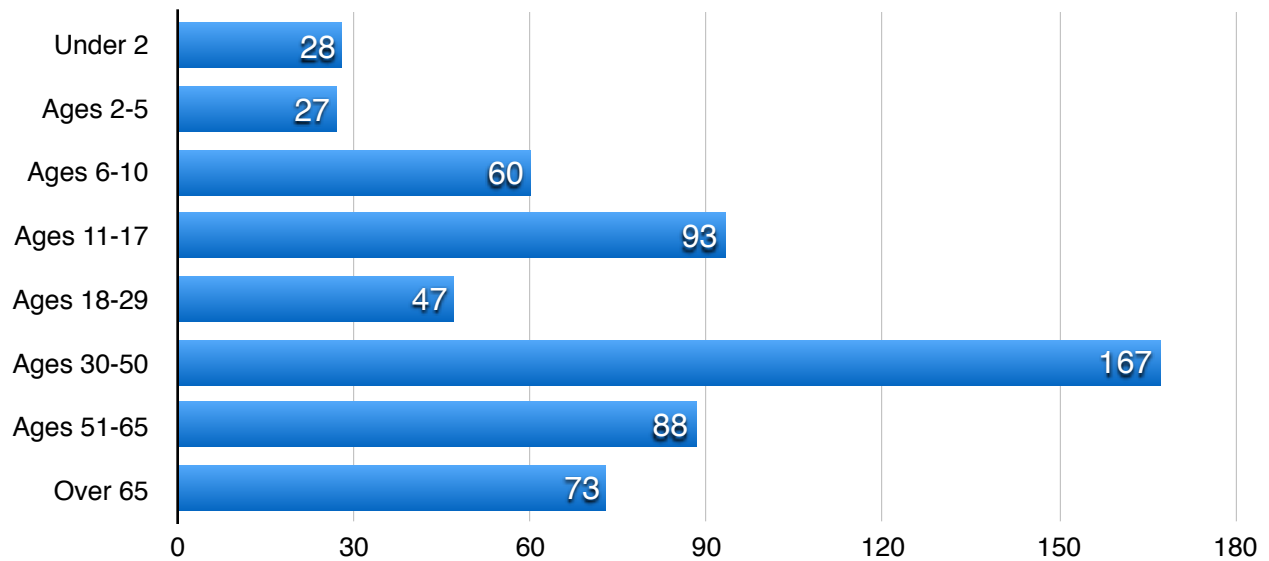
6. **How many years have you lived in Montevideo?**

The average years lived in Montevideo is **19.33 years**. The median is 15 years.

Responses by Street

	Total Homes	Responses	Percent
Montalban	46	37	80.43%
Alvarado Ct	12	8	66.67%
Montellano Dr.	38	24	63.16%
De Palma	17	10	58.82%
Monteval Ct.	12	6	50.00%
Vera Cruz	12	6	50.00%
Monteverde	40	18	45.00%
Guadalajara Dr	30	12	40.00%
Puerto Vallarta	78	30	38.46%
Coleman Rd	9	3	33.33%
Guadalupe Mines Ct	6	2	33.33%
Guadalupe Mines Rd.	9	3	33.33%
Guadalajara Ct.	7	2	28.57%
Montelegre	14	4	28.57%
Montellano Ct.	7	2	28.57%
Los Rios	29	8	27.59%
Monteval Ln	23	6	26.09%
Via Madero Drive	11	2	18.18%
<b>Total</b>	<b>400</b>	<b>183</b>	<b>45.75%</b>

**7. How many people live in your home? (number of people by age group)**



**8. Have any children in your household ever participated on the Montevideo Piranhas Swim Team?**

101 of 183 households, **55.2%** responded Yes.

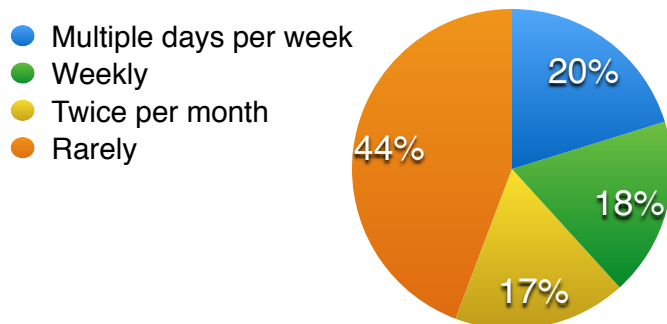
**9. Total number of times you have rented the clubhouse in the last 10 years.**

77 of 183 households, **42.1%**, have rented the clubhouse at least once. Of those houses, 52 have rented more than once and 8 have rented it more than 5 times.

**10. Do you regularly attend the 4th of July festivities at the clubhouse?**

110 of 183 households, **60.1%**, responded Yes.

**11. How often does your family use the pool each summer?**

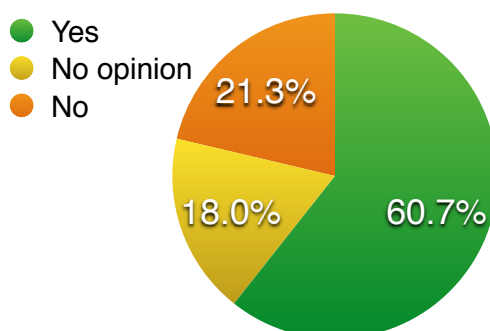


**12. Have you ever attended a personal party at the clubhouse?**

135 of 183 households, **73.8%**, responded Yes.

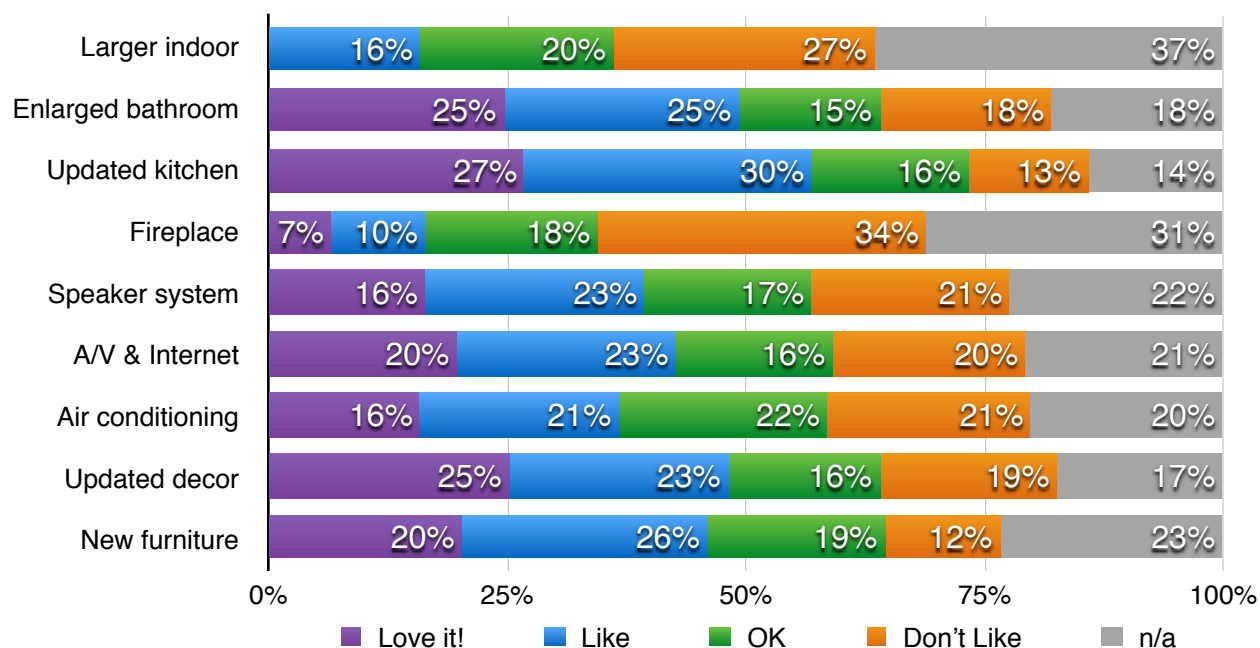
## Clubhouse

### 13. Do you see a need to remodel the clubhouse?



### 14. What is your interest level in the following items for the clubhouse?

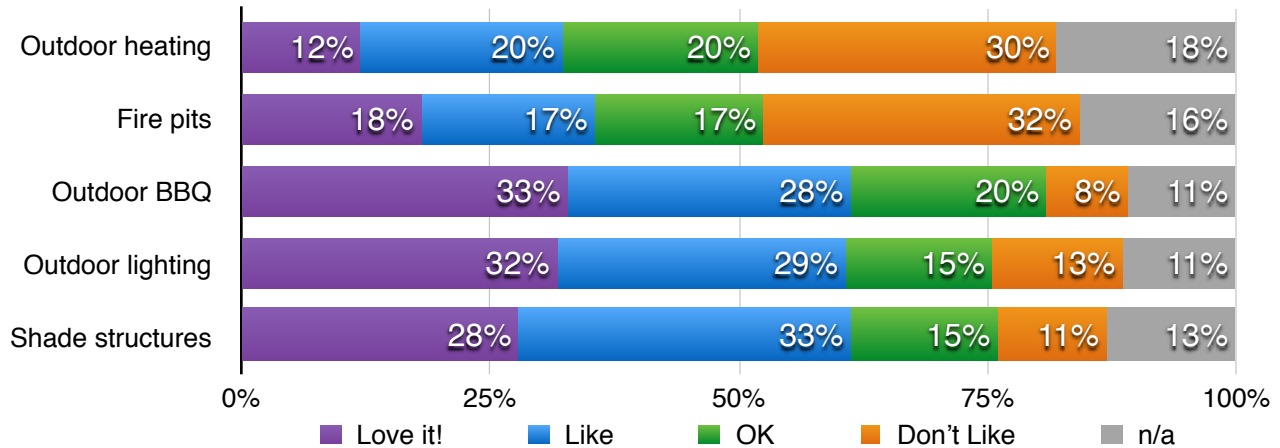
- Larger indoor facility
- Enlarged bathroom facilities
- Updated kitchen facility
- Fireplace
- Speaker system
- Audio/visual & Internet Capabilities (basic business needs)
- Air conditioning
- Updated decor & architecture
- New table, chairs, and furniture



## Clubhouse Area

### 16. What is your interest level in the following items for the clubhouse area?

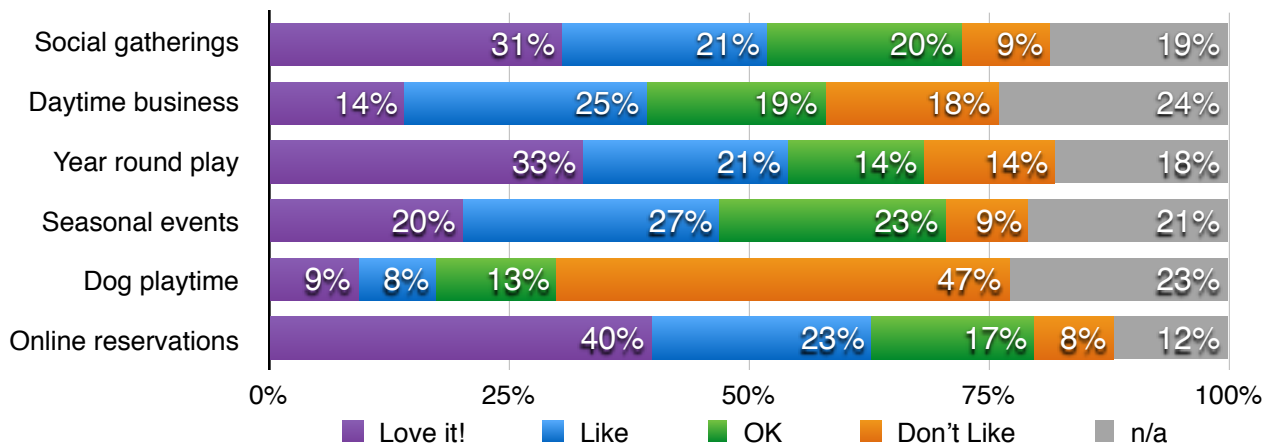
- Outdoor heating lamps
- Fire pits
- Outdoor BBQ facility
- Increased outdoor lighting for nighttime functions
- Shade structures



## Clubhouse Use and Access

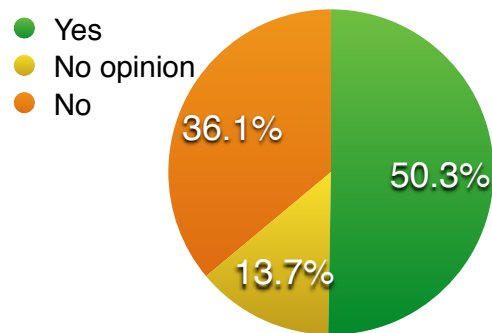
### 18. What is your interest level in the following items for the clubhouse use and access?

- Regularly scheduled MIA social gatherings (Pot luck dinners, Bingo, Wine & Cheese Events, Movie Nights, Ice Cream Socials, Etc.)
- Ability to use clubhouse for daytime business use by MIA members
- Year round access to play areas
- More holiday/seasonal themed events
- Weekly dog "play time" hours
- An online calendar and rental reservation system for the clubhouse for booking events



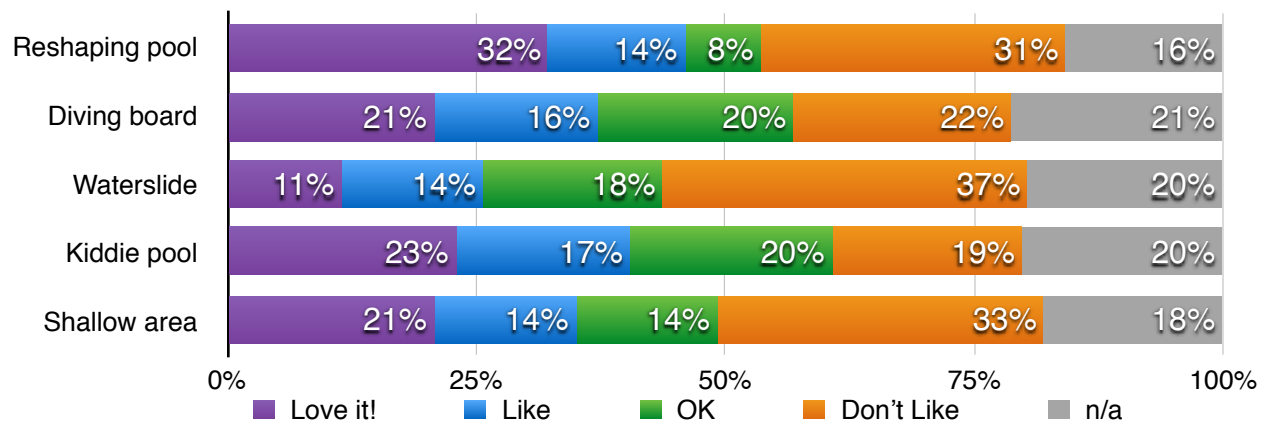
## Pool

### 20. Do you see a need to update the pool?



### 21. What is your interest level in the following items for the pool?

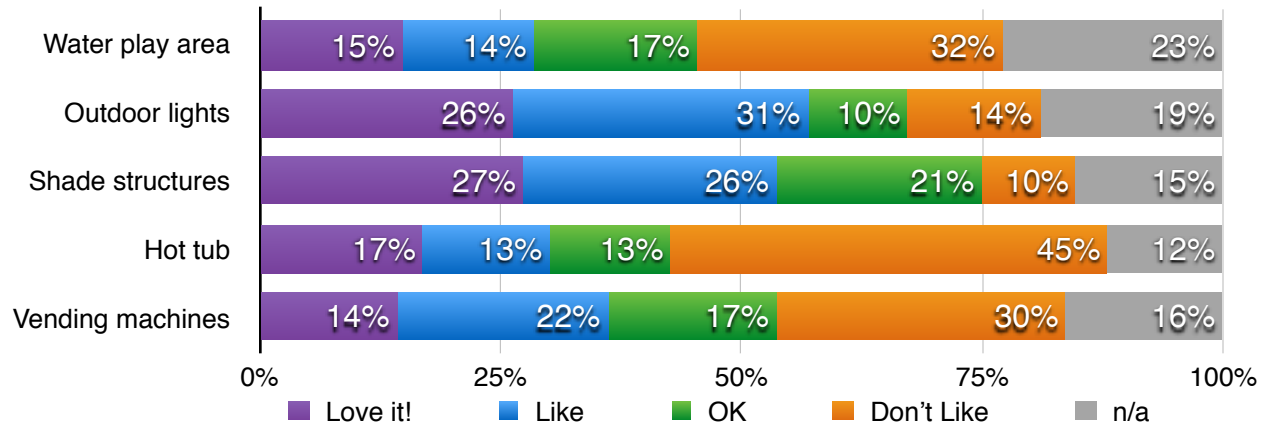
- Reshaping the pool so that it is appropriate for lap swimming
- Diving board
- Waterslide
- Separate heated kiddie pool
- Shallow area incorporated into the main pool for small kids



## Pool Area

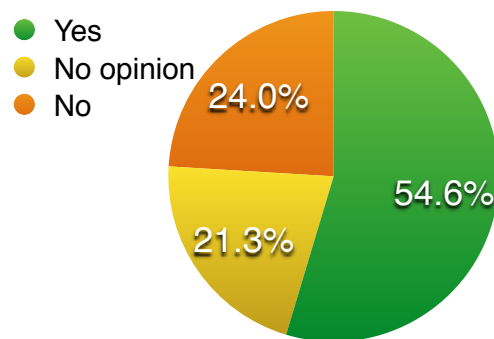
### 23. What is your interest level in the following items for the pool area?

- Water play area for children (fountain type structure)
- Outdoor lights for nighttime events
- More shade structures
- Hot Tub
- Vending machines for drinks & snacks



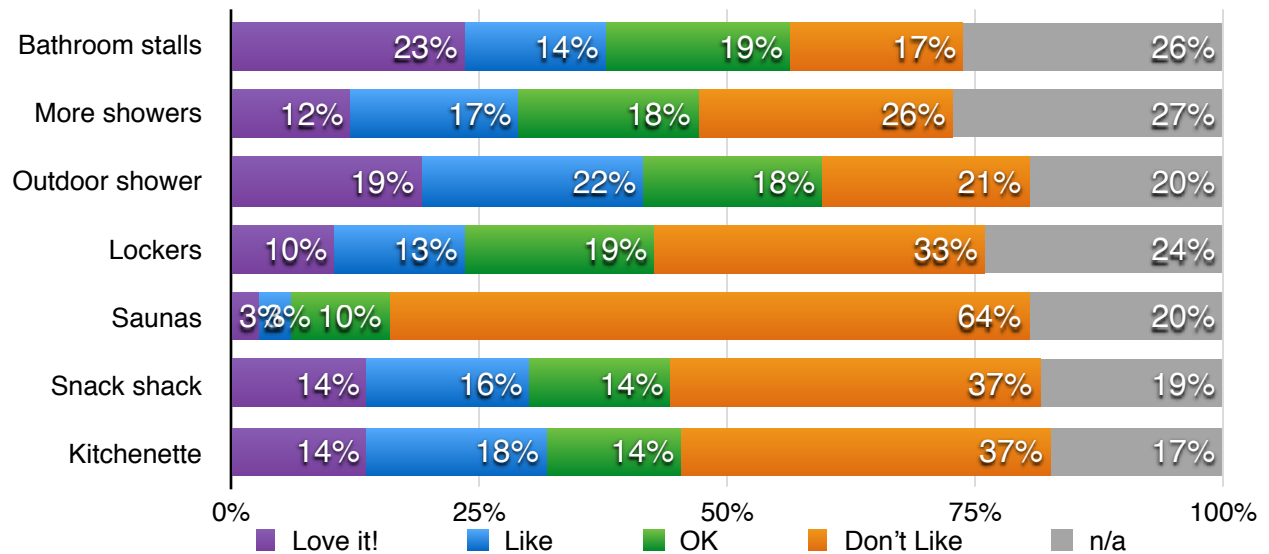
## Pool House

25. Do you see a need to remodel the pool house?



26. What is your interest level in the following items for the pool house?

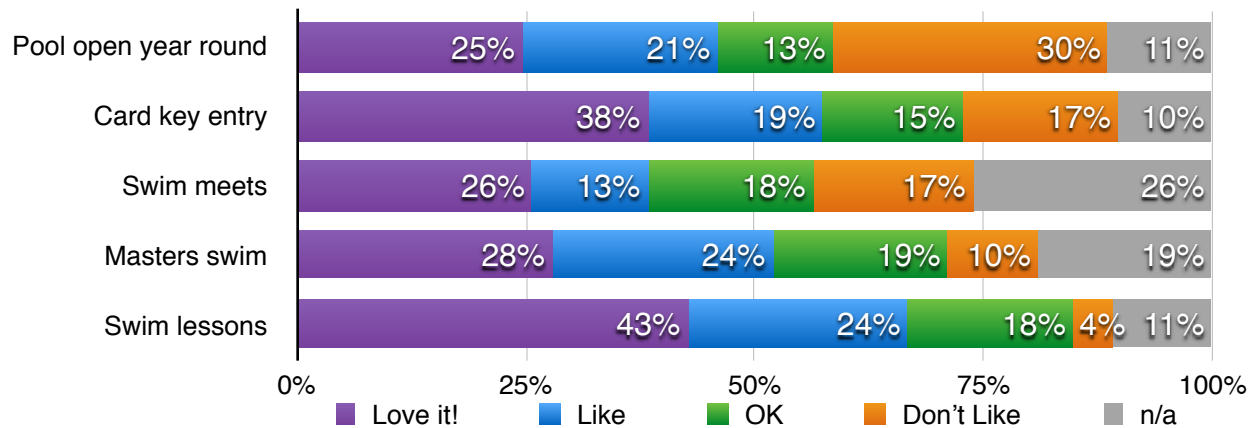
- More stalls in both bathrooms
- More showers in both bathrooms
- Outdoor showers
- Lockers in the bathrooms
- Saunas
- Snack shack
- A kitchenette for common use with sink, fridge, microwave



## Pool Use and Access

### 28. What is your interest level in the following items for the pool use and access?

- Pool open year round
- Card key style gated entry to pool area (independent vs. manned entry)
- Hosting swim meets (7am to 1pm for four Saturdays)
- Master swim workout sessions for adults
- Swim lessons for children

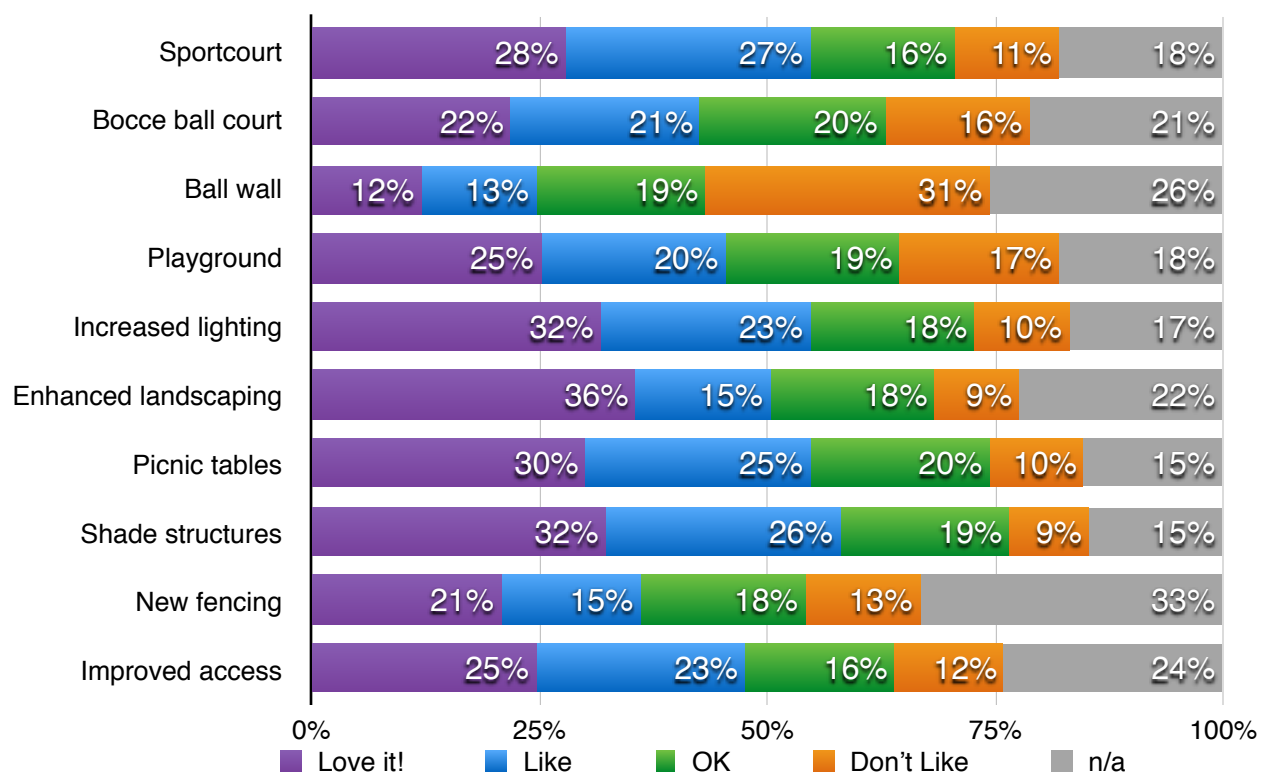




## Grounds

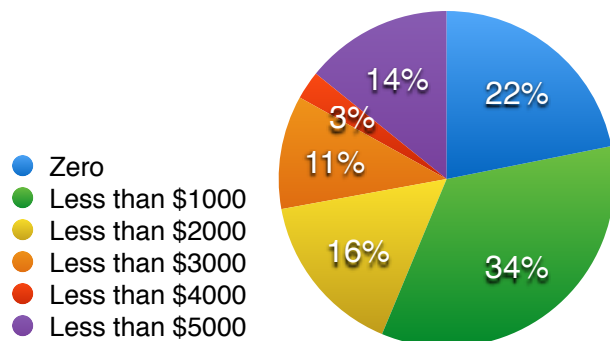
### 30. What is your interest level in the following items for the grounds?

- Volleyball/basketball sportcourt
- Bocce ball court
- Ball wall
- Playground
- Increased lighting
- Enhanced landscaping to utilize more space
- Picnic tables
- Shade structures
- New fencing
- Improved access (stairs & ramp) for entry and loading



## Overall

32. If you could get all the improvements you wanted completed, how much would you be willing to invest in the property? (per household)

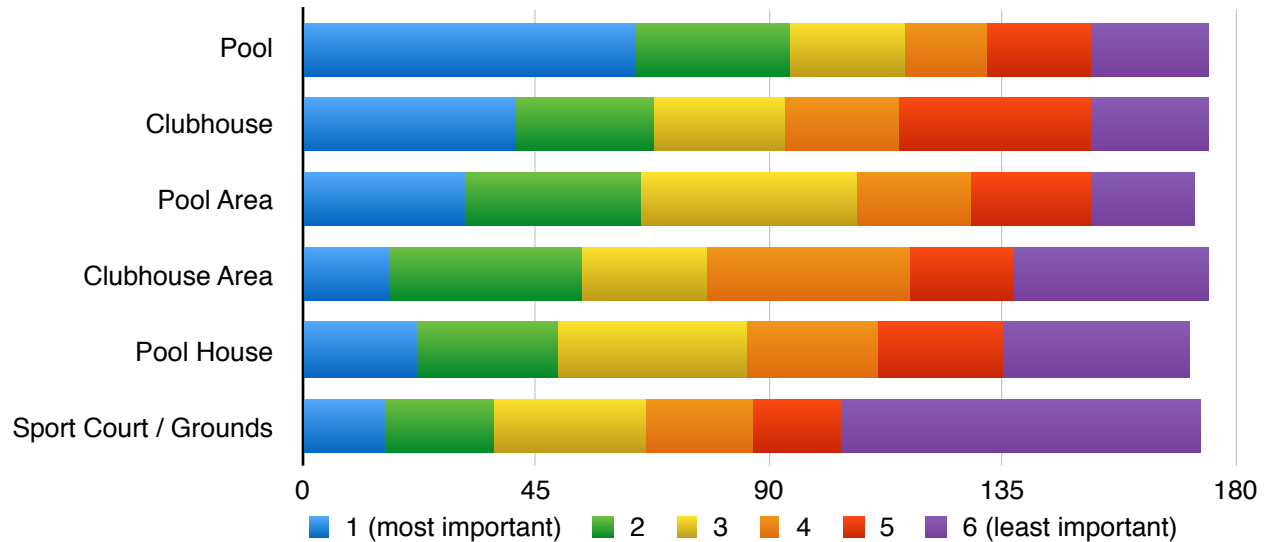


Willingness to spend

	Houses	Percentage	Cumulative	Cumulative Percentage
<b>\$0</b>	40	21.86%	183	100.00%
<b>Less than \$1000</b>	63	34.43%	143	78.14%
<b>Less than \$2000</b>	29	15.85%	80	43.72%
<b>Less than \$3000</b>	20	10.93%	51	27.87%
<b>Less than \$4000</b>	5	2.73%	31	16.94%
<b>Less than \$5000</b>	26	14.21%	26	14.21%
<b>Total</b>	<b>183</b>	<b>100.00%</b>		

**33. Rank in order of importance the improvements you would like to see (1 - 6)**

- Clubhouse
- Clubhouse area
- Pool
- Pool house
- Pool area
- Sport courts / grounds



## Next Steps

- Committee Creates Master Plan — February - June
- Vision for the Montevideo Cabana Club — 4th of July
- Assess Community Support — July - September

## More Information

- MIA Newsletter
- <http://miahomeowners.com>
- Montevideo NextDoor <http://nextdoor.com>
- Reimagined Committee Street Representative